



*Providing resources that
strengthen and support children
and their families*

CHILD CARE LINKS ANNUAL REPORT 2002

- Best Practices for Employers
- Family Friendly Employer Award Recipients
- Supply and Demand Trends
- Supply and Demand
- Referral Success Rates
- What parents want in child care
- Family Child Care Capacity and Weekly Cost
- Centers and Before & After School Program Capacity and Weekly Cost



Best Practices for Employers

It would seem that employers in the Tri-Valley area are catching on to the fact that their employees need quality safe child care. During the past year, two local employers have built and/or opened on-site child care centers for their employees.

Sybase of Dublin opened a child care center at its Dublin headquarters in March of 2002. The center serves up to 52 children. Sybase has found the center to be a valuable employee-wide benefit and a great way to retaining working parents. Sybase provides the space and equipment, and La Petit Academy provides the child care.

The Lawrence Livermore National Laboratory currently operates an on-site child care facility serving 180 children. The center offers infant care (from 6 weeks) through pre-school age in addition to before and after school care for older children. With over 8,000 employees, the center is at capacity year round and maintains a waiting list.

In Pleasanton, the school district child care center opened January 7, 2003 and is run by the Tri-Valley YMCA. The center serves 44 children ages 6 weeks to preschool age. Responding to the cities' shortage of center-based infant care, the center will give priority to school district employees, and the community as space allows.

On-site child care can be a wonderful benefit for employees, along with other family friendly benefits such as Resource & Referral, financial support of community programs, and flexible schedules for parents. Child Care Links salutes innovative employers for their commitment to helping their employees balance work and family responsibilities.

visit www.childcarelinks.org

Family Friendly Employer Award Recipients

2002: Lawrence Livermore National Laboratory, Livermore;
AT&T, Pleasanton; Sybase, Dublin

2001: Tri-Valley Haven, Livermore; Paychex, Pleasanton;
Tri-Cities Children's Center (Kidango), Dublin

2000: Livermore, Pleasanton and Dublin Libraries

1999: Livermore Unified School District; Pleasanton Unified
School District; Dublin Unified School District



Photo by Julie Korhummel/Lawrence Livermore National Laboratory

Supply and Demand Trends

There has been a dramatic decrease in demand as a result of the economic climate and layoffs have significantly affected Tri-Valley families. A look at the local unemployment rates will illustrate the decrease in demand.

	2002	2001	2000
Livermore	4.5%	3.1%	2%
Pleasanton	3.3%	2.3%	1.5%
Dublin	3.8%	2.6%	1.7%

The recent decrease in demand has been confirmed, anecdotally, by the daily and weekly calls from child care providers who call in to report openings created by the children of parents that have been laid off from their jobs.

The decrease in demand has subsequently caused a decrease in capacity (child care spaces available, vacant and filled). Providers that have been unable to maintain acceptable enrollment, or have spouses that have lost their jobs, are entering the (non-childcare) workforce or moving out of the area.

	2001 to 2002 Capacity Decrease	Fiscal Year New Providers	2001-2002 Exiting Providers
Livermore	-18%	11	50
Pleasanton	-9%	11	17
Dublin	-19%	6	9

Referral Success Rates

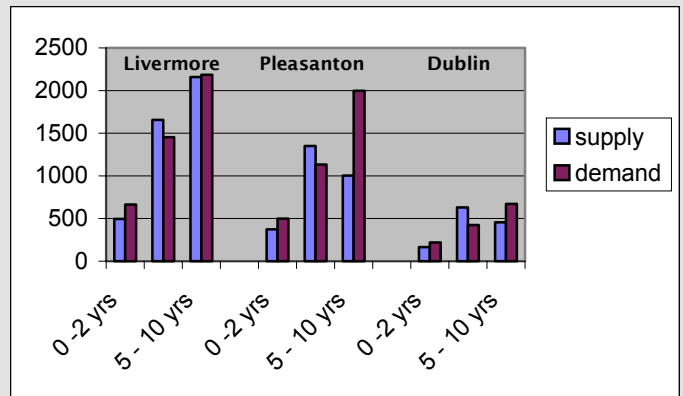
Child Care Links performs a random survey to 10% of referral clients to find out if parents found the care they were looking for. These surveys were conducted within the 2001-2002 fiscal year. The following percentages represent only those that were surveyed.

- 55% found care through Child Care Links
- 15% found care on their own
- 30% had not found child care at the time of survey

Of those that did not find care:

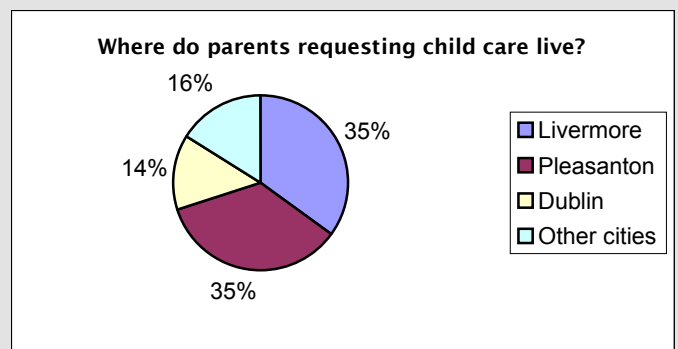
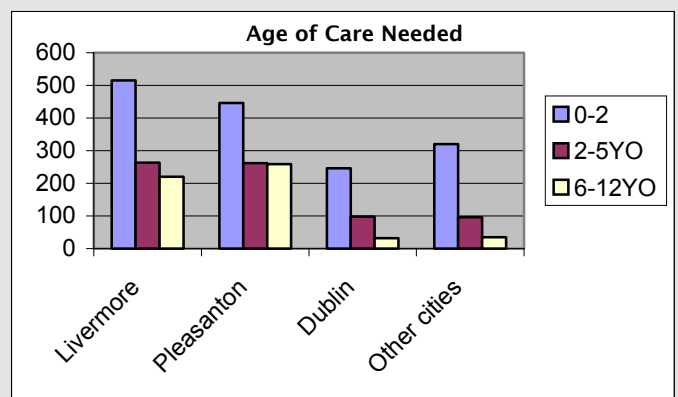
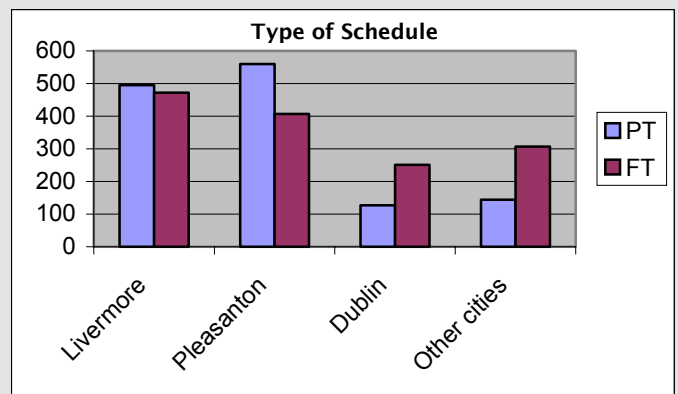
- 4% said the care was too expensive
- 8% are no longer working and/or no longer need care
- 18% found no vacancies in the care they wanted
- 21% felt the facility was not acceptable
- 22% were still in the process of interviewing providers
- 7% could not find care in their preferred location
- 13% could not find care to meet their scheduling needs

Child Care Supply and Demand



*Supply represents the actual number of child care spaces available in each city.
*Demand data provided by Alameda County Child Care Needs Assessment, Berkeley Policy Associates

What are parents looking for in child care?



*Families living in "other cities", usually work in the Tri-Valley area.

CHILD CARE LINKS ANNUAL REPORT 2002

Family Child Care Cost Trends

Family Child Care (FDC) rates rose an average of **7%** during 2002, with increases in all neighborhoods and cities. A family with an 18 month old and a 7 year old in a family child care home in Livermore would pay about **\$14,352** annually for that care. This constitutes **20%** of the average Livermore families' income and an average **6%** increase from 2001.



Family Child Care Capacity and Weekly Cost

Livermore Neighborhoods	FDC Capacity	0-2 yrs	2-5 yrs	5-10 yrs
Arroyo Seco/Christensen	114	\$169	\$160	\$111
Croce/Altamont Creek	198	\$157	\$147	\$110
Jackson	107	\$153	\$143	\$101
Michel	161	\$172	\$158	\$103
Marylin	126	\$151	\$141	\$115
Portola	85	\$188	\$168	\$117
Rancho Las Positas	194	\$171	\$153	\$108
Smith	88	\$173	\$148	\$123
Sunset	81	\$196	\$181	\$93
Almond Avenue	32	\$158	\$142	\$100
City Total:	1186	\$168	\$154	\$108
Pleasanton Neighborhoods	FDC capacity	0-2 yrs	2-5 yrs	5-10 yrs
Alisal	44	\$167	\$142	\$89
Fairlands	116	\$196	\$184	\$113
Valley View	72	\$191	\$181	\$105
Vintage Hills	49	\$163	\$161	\$118
Walnut Grove	168	\$177	\$165	\$100
Mohr	142	\$171	\$163	\$112
Donlon	231	\$179	\$173	\$98
Lydicksen	76	\$155	\$144	\$97
City Total:	824	\$175	\$164	\$116
Dublin Neighborhoods	FDC capacity	0-2 yrs	2-5 yrs	5-10 yrs
Dublin	16	\$128	\$125	\$90
Fredericksen	150	\$177	\$162	\$112
Murray	90	\$174	\$167	\$103
Nielsen	43	\$177	\$173	\$123
City Total:	299	\$164	\$157	\$107
Tri-Valley Total:	2309	\$169	\$158	\$110

Centers and Before & After School Program Capacity and Weekly Cost

Child Care Centers	Capacity	Rates		
		0-2 yrs	2-5 yrs	5-10 yrs
Livermore	1353	\$223	\$163	\$114
Pleasanton	1324	\$292	\$206	\$120
Dublin	727	\$286	\$179	\$127
Tri-Valley Total:	3404	\$267	\$183	\$120

Before & After School Programs (on school site)	Capacity	Rates
		5-10 yrs
Livermore	1365	\$73
Pleasanton	508	\$81
Dublin	365	\$84
Tri-Valley Total:	2238	\$79
Combined total:	5642	100



Center & School Age Program Cost Trends

Center rates rose **10%** on average. A family with an 18 month old and a 7-year-old in center care would pay a total of **\$20,124** annually, or **26%** of the average Livermore families' income. This constitutes a **6%** increase over last year's cost

Center capacity decreased a minimal **1%** during 2002. Some centers have reported drops in enrollment although school-age, co-located programs have maintained adequate enrollment.